
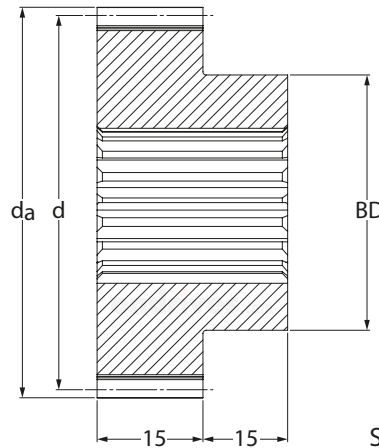


PSGS
PSGS-H
1.5m_n

PRECISION GEARS

1.5 Module Splined Steel Spur Gear α 20° PA

Quality Grade 7e25 DIN 3961/3967 (AGMA Q10)



DIN 5480 Spline Bores
DIN 3967 Tooth Thickness tol.

Slide-Fit when used with W external 8f

Part Number		No. of Teeth <i>z</i>	Ref. Dia. <i>d</i>	Tip Dia. <i>da</i>	DIN 5480 Spline Bore	Hub Dia. <i>BD</i>
Standard 817M40T	Case Hardened 805M20					
PSGS1.5-18	PSGS1.5-18H	18	27.0	30.0	N17 x 1.25 x 30 x 12 x 9H	22
PSGS1.5-19	PSGS1.5-19H	19	28.5	31.5	N17 x 1.25 x 30 x 12 x 9H	22
PSGS1.5-20	PSGS1.5-20H	20	30.0	33.0	N17 x 1.25 x 30 x 12 x 9H	22
PSGS1.5-21	PSGS1.5-21H	21	31.5	34.5	N17 x 1.25 x 30 x 12 x 9H	25
PSGS1.5-22	PSGS1.5-22H	22	33.0	36.0	N17 x 1.25 x 30 x 12 x 9H	25
PSGS1.5-23	PSGS1.5-23H	23	34.5	37.5	N17 x 1.25 x 30 x 12 x 9H	25
PSGS1.5-24	PSGS1.5-24H	24	36.0	39.0	N17 x 1.25 x 30 x 12 x 9H	25
PSGS1.5-25	PSGS1.5-25H	25	37.5	40.5	N17 x 1.25 x 30 x 12 x 9H	25
PSGS1.5-26	PSGS1.5-26H	26	39.0	42.0	N17 x 1.25 x 30 x 12 x 9H	25
PSGS1.5-27	PSGS1.5-27H	27	40.5	43.5	N17 x 1.25 x 30 x 12 x 9H	25
PSGS1.5-28	PSGS1.5-28H	28	42.0	45.0	N17 x 1.25 x 30 x 12 x 9H	25
PSGS1.5-29	PSGS1.5-29H	29	43.5	46.5	N20 x 1.25 x 30 x 14 x 9H	35
PSGS1.5-30	PSGS1.5-30H	30	45.0	48.0	N20 x 1.25 x 30 x 14 x 9H	35
PSGS1.5-32	PSGS1.5-32H	32	48.0	51.0	N20 x 1.25 x 30 x 14 x 9H	35
PSGS1.5-35	PSGS1.5-35H	35	52.5	55.5	N20 x 1.25 x 30 x 14 x 9H	35
PSGS1.5-38	PSGS1.5-38H	38	57.0	60.0	N25 x 1.25 x 30 x 18 x 9H	45
PSGS1.5-40	PSGS1.5-40H	40	60.0	63.0	N25 x 1.25 x 30 x 18 x 9H	45
PSGS1.5-42	PSGS1.5-42H	42	63.0	66.0	N25 x 1.25 x 30 x 18 x 9H	45
PSGS1.5-45	PSGS1.5-45H	45	67.5	70.5	N25 x 1.25 x 30 x 18 x 9H	45
PSGS1.5-48	PSGS1.5-48H	48	72.0	75.0	N25 x 1.25 x 30 x 18 x 9H	45
PSGS1.5-50	PSGS1.5-50H	50	75.0	78.0	N30 x 1.25 x 30 x 22 x 9H	55
PSGS1.5-52	PSGS1.5-52H	52	78.0	81.0	N30 x 1.25 x 30 x 22 x 9H	55
PSGS1.5-55	PSGS1.5-55H	55	82.5	85.5	N30 x 1.25 x 30 x 22 x 9H	55
PSGS1.5-58	PSGS1.5-58H	58	87.0	90.0	N30 x 1.25 x 30 x 22 x 9H	55
PSGS1.5-60	PSGS1.5-60H	60	90.0	93.0	N30 x 1.25 x 30 x 22 x 9H	55
PSGS1.5-62	PSGS1.5-62H	62	93.0	96.0	N30 x 1.25 x 30 x 22 x 9H	55
PSGS1.5-65	PSGS1.5-65H	65	97.5	100.5	N30 x 1.25 x 30 x 22 x 9H	55
PSGS1.5-68	PSGS1.5-68H	68	102.0	105.0	N40 x 2.00 x 30 x 18 x 9H	65
PSGS1.5-70	PSGS1.5-70H	70	105.0	108.0	N40 x 2.00 x 30 x 18 x 9H	65
PSGS1.5-72	PSGS1.5-72H	72	108.0	111.0	N40 x 2.00 x 30 x 18 x 9H	65
PSGS1.5-75	PSGS1.5-75H	75	112.5	115.5	N40 x 2.00 x 30 x 18 x 9H	65
PSGS1.5-78	PSGS1.5-78H	78	117.0	120.0	N40 x 2.00 x 30 x 18 x 9H	65
PSGS1.5-80	PSGS1.5-80H	80	120.0	123.0	N40 x 2.00 x 30 x 18 x 9H	65
PSGS1.5-82	PSGS1.5-82H	82	123.0	126.0	N40 x 2.00 x 30 x 18 x 9H	65
PSGS1.5-85	PSGS1.5-85H	85	127.5	130.5	N40 x 2.00 x 30 x 18 x 9H	65
PSGS1.5-88	PSGS1.5-88H	88	132.0	135.0	N40 x 2.00 x 30 x 18 x 9H	65
PSGS1.5-90	PSGS1.5-90H	90	135.0	138.0	N40 x 2.00 x 30 x 18 x 9H	65
PSGS1.5-92	PSGS1.5-92H	92	138.0	141.0	N40 x 2.00 x 30 x 18 x 9H	65
PSGS1.5-95	PSGS1.5-95H	95	142.5	145.5	N40 x 2.00 x 30 x 18 x 9H	65
PSGS1.5-98	PSGS1.5-98H	98	147.0	150.0	N40 x 2.00 x 30 x 18 x 9H	65

Other spline bore sizes available on request.

PSGS
PSGS-H
1.5m_n

PRECISION GEARS

1.5 Module Splined Steel Spur Gear α 20° PA

Quality Grade 7e25 DIN 3961/3967 (AGMA Q10)

Standard Part **PSGS** **1.5** **50**

Modified Part **PSGS** **1.5** **50** **H** **T**

PSGS - Precision Splined Spur Gear
Quality Grade 7e DIN 3961/3967
Other Quality Grades available.
See Technical

m_n Module - Cut with DIN 867 1.25/0.20/1.0
Ref. Tooth Profile Topping WD = 2.25 x m_n

T = 1 x Tapped hole **2T** = 2 x Tapped holes
P = 1 x Pin Hole **PT** = 1 x Pin Hole through
All threads metric as standard.
See Technical

Standard Material = 817M40T
H = 805M20 # Case Hardened

Number of Teeth **z**

Quality Grades and Tolerances stated prior to heat treatment processes.
η Meshing Efficiency approx. 98%


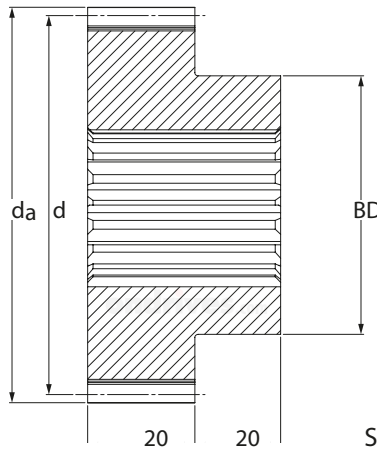
Part Number Standard 817M40T	Backlash (mm)		Inertia kgm ²	Mass kg	Torque T ₂ Nm n ₂ 100 Rpm	Part Number Case Hardened 805M20#	Backlash (mm)		Inertia kgm ²	Mass kg	Torque T ₂ Nm n ₂ 100 Rpm
	j _{t,e} (max)	j _{t,i} (min)					j _{t,e} (max)	j _{t,i} (min)			
PSGS1.5-18	0.128 - 0.052	9.05 x 10 ⁻⁶	0.105	5.49	PSGS1.5-18H	0.128 - 0.052	9.05 x 10 ⁻⁶	0.105	20.13		
PSGS1.5-19	0.128 - 0.052	1.05 x 10 ⁻⁵	0.112	5.79	PSGS1.5-19H	0.128 - 0.052	1.05 x 10 ⁻⁵	0.112	21.24		
PSGS1.5-20	0.128 - 0.052	1.23 x 10 ⁻⁵	0.120	7.71	PSGS1.5-20H	0.128 - 0.052	1.23 x 10 ⁻⁵	0.120	28.28		
PSGS1.5-21	0.129 - 0.051	1.60 x 10 ⁻⁵	0.137	8.10	PSGS1.5-21H	0.129 - 0.051	1.60 x 10 ⁻⁵	0.137	29.69		
PSGS1.5-22	0.129 - 0.051	1.84 x 10 ⁻⁵	0.145	8.48	PSGS1.5-22H	0.129 - 0.051	1.84 x 10 ⁻⁵	0.145	31.10		
PSGS1.5-23	0.129 - 0.051	2.10 x 10 ⁻⁵	0.155	8.87	PSGS1.5-23H	0.129 - 0.051	2.10 x 10 ⁻⁵	0.155	32.52		
PSGS1.5-24	0.129 - 0.051	2.40 x 10 ⁻⁵	0.164	9.25	PSGS1.5-24H	0.129 - 0.051	2.40 x 10 ⁻⁵	0.164	33.93		
PSGS1.5-25	0.129 - 0.051	2.75 x 10 ⁻⁵	0.174	9.64	PSGS1.5-25H	0.129 - 0.051	2.75 x 10 ⁻⁵	0.174	35.34		
PSGS1.5-26	0.129 - 0.051	3.13 x 10 ⁻⁵	0.185	11.79	PSGS1.5-26H	0.129 - 0.051	3.13 x 10 ⁻⁵	0.185	38.88		
PSGS1.5-27	0.129 - 0.051	3.57 x 10 ⁻⁵	0.196	12.25	PSGS1.5-27H	0.129 - 0.051	3.57 x 10 ⁻⁵	0.196	40.38		
PSGS1.5-28	0.129 - 0.051	4.05 x 10 ⁻⁵	0.207	12.70	PSGS1.5-28H	0.129 - 0.051	4.05 x 10 ⁻⁵	0.207	41.87		
PSGS1.5-29	0.129 - 0.051	5.86 x 10 ⁻⁵	0.268	13.15	PSGS1.5-29H	0.129 - 0.051	5.86 x 10 ⁻⁵	0.268	43.37		
PSGS1.5-30	0.129 - 0.051	6.45 x 10 ⁻⁵	0.280	14.97	PSGS1.5-30H	0.129 - 0.051	6.45 x 10 ⁻⁵	0.280	44.58		
PSGS1.5-32	0.129 - 0.051	7.84 x 10 ⁻⁵	0.306	15.97	PSGS1.5-32H	0.129 - 0.051	7.84 x 10 ⁻⁵	0.306	47.55		
PSGS1.5-35	0.171 - 0.069	1.05 x 10 ⁻⁴	0.347	17.46	PSGS1.5-35H	0.171 - 0.069	1.05 x 10 ⁻⁴	0.347	52.01		
PSGS1.5-38	0.171 - 0.069	1.68 x 10 ⁻⁴	0.458	18.96	PSGS1.5-38H	0.171 - 0.069	1.68 x 10 ⁻⁴	0.458	56.47		
PSGS1.5-40	0.171 - 0.069	1.96 x 10 ⁻⁴	0.490	25.50	PSGS1.5-40H	0.171 - 0.069	1.96 x 10 ⁻⁴	0.490	66.12		
PSGS1.5-42	0.171 - 0.069	2.28 x 10 ⁻⁴	0.524	26.78	PSGS1.5-42H	0.171 - 0.069	2.28 x 10 ⁻⁴	0.524	69.42		
PSGS1.5-45	0.171 - 0.069	2.85 x 10 ⁻⁴	0.578	28.69	PSGS1.5-45H	0.171 - 0.069	2.85 x 10 ⁻⁴	0.578	74.38		
PSGS1.5-48	0.171 - 0.069	3.55 x 10 ⁻⁴	0.636	30.60	PSGS1.5-48H	0.171 - 0.069	3.55 x 10 ⁻⁴	0.636	79.34		
PSGS1.5-50	0.171 - 0.069	4.68 x 10 ⁻⁴	0.760	37.80	PSGS1.5-50H	0.171 - 0.069	4.68 x 10 ⁻⁴	0.760	89.68		
PSGS1.5-52	0.171 - 0.069	5.29 x 10 ⁻⁴	0.802	39.31	PSGS1.5-52H	0.171 - 0.069	5.29 x 10 ⁻⁴	0.802	93.27		
PSGS1.5-55	0.173 - 0.067	6.36 x 10 ⁻⁴	0.868	41.58	PSGS1.5-55H	0.173 - 0.067	6.36 x 10 ⁻⁴	0.868	98.65		
PSGS1.5-58	0.173 - 0.067	7.62 x 10 ⁻⁴	0.939	43.85	PSGS1.5-58H	0.173 - 0.067	7.62 x 10 ⁻⁴	0.939	104.03		
PSGS1.5-60	0.173 - 0.067	8.57 x 10 ⁻⁴	0.987	53.98	PSGS1.5-60H	0.173 - 0.067	8.57 x 10 ⁻⁴	0.987	112.05		
PSGS1.5-62	0.173 - 0.067	9.63 x 10 ⁻⁴	1.038	55.78	PSGS1.5-62H	0.173 - 0.067	9.63 x 10 ⁻⁴	1.038	115.79		
PSGS1.5-65	0.173 - 0.067	1.14 x 10 ⁻³	1.117	58.48	PSGS1.5-65H	0.173 - 0.067	1.14 x 10 ⁻³	1.117	121.39		
PSGS1.5-68	0.173 - 0.067	1.45 x 10 ⁻³	1.300	61.18	PSGS1.5-68H	0.173 - 0.067	1.45 x 10 ⁻³	1.300	127.00		
PSGS1.5-70	0.173 - 0.067	1.60 x 10 ⁻³	1.357	62.98	PSGS1.5-70H	0.173 - 0.067	1.60 x 10 ⁻³	1.357	130.73		
PSGS1.5-72	0.173 - 0.067	1.76 x 10 ⁻³	1.416	64.78	PSGS1.5-72H	0.173 - 0.067	1.76 x 10 ⁻³	1.416	134.47		
PSGS1.5-75	0.173 - 0.067	2.04 x 10 ⁻³	1.507	67.48	PSGS1.5-75H	0.173 - 0.067	2.04 x 10 ⁻³	1.507	140.07		
PSGS1.5-78	0.173 - 0.067	2.35 x 10 ⁻³	1.602	70.17	PSGS1.5-78H	0.173 - 0.067	2.35 x 10 ⁻³	1.602	145.67		
PSGS1.5-80	0.173 - 0.067	2.58 x 10 ⁻³	1.668	92.13	PSGS1.5-80H	0.173 - 0.067	2.58 x 10 ⁻³	1.668	156.66		
PSGS1.5-82	0.175 - 0.065	2.83 x 10 ⁻³	1.735	94.44	PSGS1.5-82H	0.175 - 0.065	2.83 x 10 ⁻³	1.735	160.57		
PSGS1.5-85	0.227 - 0.097	3.24 x 10 ⁻³	1.839	97.89	PSGS1.5-85H	0.227 - 0.097	3.24 x 10 ⁻³	1.839	166.45		
PSGS1.5-88	0.227 - 0.097	3.69 x 10 ⁻³	1.947	101.35	PSGS1.5-88H	0.227 - 0.097	3.69 x 10 ⁻³	1.947	172.32		
PSGS1.5-90	0.227 - 0.097	4.02 x 10 ⁻³	2.021	103.65	PSGS1.5-90H	0.227 - 0.097	4.02 x 10 ⁻³	2.021	176.24		
PSGS1.5-92	0.227 - 0.097	4.37 x 10 ⁻³	2.096	105.95	PSGS1.5-92H	0.227 - 0.097	4.37 x 10 ⁻³	2.096	180.16		
PSGS1.5-95	0.227 - 0.097	4.94 x 10 ⁻³	2.212	109.41	PSGS1.5-95H	0.227 - 0.097	4.94 x 10 ⁻³	2.212	186.03		
PSGS1.5-98	0.227 - 0.097	5.56 x 10 ⁻³	2.333	112.86	PSGS1.5-98H	0.227 - 0.097	5.56 x 10 ⁻³	2.333	191.90		

PSGS
PSGS-H
2.0m_n

PRECISION GEARS

2.0 Module Splined Steel Spur Gear α 20° PA

Quality Grade 7e25 DIN 3961/3967 (AGMA Q10)



DIN 5480 Spline Bores
DIN 3967 Tooth Thickness tol.

Slide-Fit when used with W external 8f

Part Number		No. of Teeth <i>z</i>	Ref. Dia. <i>d</i>	Tip Dia. <i>da</i>	DIN 5480 Spline Bore	Hub Dia. <i>BD</i>
Standard 817M40T	Case Hardened 805M20					
PSGS2.0-18	PSGS2.0-18H	18	36	40	N17 x 1.25 x 30 x 12 x 9H	30
PSGS2.0-19	PSGS2.0-19H	19	38	42	N17 x 1.25 x 30 x 12 x 9H	30
PSGS2.0-20	PSGS2.0-20H	20	40	44	N17 x 1.25 x 30 x 12 x 9H	30
PSGS2.0-21	PSGS2.0-21H	21	42	46	N20 x 1.25 x 30 x 14 x 9H	35
PSGS2.0-22	PSGS2.0-22H	22	44	48	N20 x 1.25 x 30 x 14 x 9H	35
PSGS2.0-23	PSGS2.0-23H	23	46	50	N20 x 1.25 x 30 x 14 x 9H	35
PSGS2.0-24	PSGS2.0-24H	24	48	52	N20 x 1.25 x 30 x 14 x 9H	35
PSGS2.0-25	PSGS2.0-25H	25	50	54	N20 x 1.25 x 30 x 14 x 9H	35
PSGS2.0-26	PSGS2.0-26H	26	52	56	N20 x 1.25 x 30 x 14 x 9H	35
PSGS2.0-27	PSGS2.0-27H	27	54	58	N20 x 1.25 x 30 x 14 x 9H	35
PSGS2.0-28	PSGS2.0-28H	28	56	60	N20 x 1.25 x 30 x 14 x 9H	35
PSGS2.0-29	PSGS2.0-29H	29	58	62	N25 x 1.25 x 30 x 18 x 9H	45
PSGS2.0-30	PSGS2.0-30H	30	60	64	N25 x 1.25 x 30 x 18 x 9H	45
PSGS2.0-32	PSGS2.0-32H	32	64	68	N25 x 1.25 x 30 x 18 x 9H	45
PSGS2.0-35	PSGS2.0-35H	35	70	74	N25 x 1.25 x 30 x 18 x 9H	45
PSGS2.0-38	PSGS2.0-38H	38	76	80	N25 x 1.25 x 30 x 18 x 9H	45
PSGS2.0-40	PSGS2.0-40H	40	80	84	N30 x 1.25 x 30 x 22 x 9H	55
PSGS2.0-42	PSGS2.0-42H	42	84	88	N30 x 1.25 x 30 x 22 x 9H	55
PSGS2.0-45	PSGS2.0-45H	45	90	94	N30 x 1.25 x 30 x 22 x 9H	55
PSGS2.0-48	PSGS2.0-48H	48	96	100	N30 x 1.25 x 30 x 22 x 9H	55
PSGS2.0-50	PSGS2.0-50H	50	100	104	N40 x 2.00 x 30 x 18 x 9H	65
PSGS2.0-52	PSGS2.0-52H	52	104	108	N40 x 2.00 x 30 x 18 x 9H	65
PSGS2.0-55	PSGS2.0-55H	55	110	114	N40 x 2.00 x 30 x 18 x 9H	65
PSGS2.0-58	PSGS2.0-58H	58	116	120	N40 x 2.00 x 30 x 18 x 9H	65
PSGS2.0-60	PSGS2.0-60H	60	120	124	N40 x 2.00 x 30 x 18 x 9H	65
PSGS2.0-62	PSGS2.0-62H	62	124	128	N40 x 2.00 x 30 x 18 x 9H	65
PSGS2.0-65	PSGS2.0-65H	65	130	134	N40 x 2.00 x 30 x 18 x 9H	65
PSGS2.0-68	PSGS2.0-68H	68	136	140	N40 x 2.00 x 30 x 18 x 9H	65
PSGS2.0-70	PSGS2.0-70H	70	140	144	N40 x 2.00 x 30 x 18 x 9H	65
PSGS2.0-72	PSGS2.0-72H	72	144	148	N40 x 2.00 x 30 x 18 x 9H	65

Other spline bore sizes available on request.

PSGS
PSGS-H
2.0m_n

PRECISION GEARS

2.0 Module Splined Steel Spur Gear α 20° PA

Quality Grade 7e25 DIN 3961/3967 (AGMA Q10)

Standard Part **PSGS** **2.0** **50**

Modified Part **PSGS** **2.0** **50** **H** **T**

PSGS - Precision Splined Spur Gear
Quality Grade 7e DIN 3961/3967
Other Quality Grades available.
See Technical

m_n Module - Cut with DIN 867 1.25/0.20/1.0
Ref. Tooth Profile Topping WD = 2.25 x m_n

T = 1 x Tapped hole **2T** = 2 x Tapped holes
P = 1 x Pin Hole **PT** = 1 x Pin Hole through
All threads metric as standard.
See Technical

Standard Material = 817M40T
H = 805M20 # Case Hardened

Number of Teeth **z**

Quality Grades and Tolerances stated prior to heat treatment processes.
n_z Meshing Efficiency approx. 98%


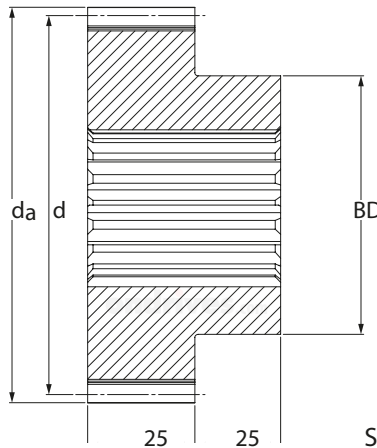
Part Number Standard 817M40T	Backlash (mm) j _{t,e} (max) j _{t,i} (min)	Inertia kgm ²	Mass kg	Torque T ₂ Nm n ₂ 100 Rpm	Part Number Case Hardened 805M20#	Backlash (mm) j _{t,e} (max) j _{t,i} (min)	Inertia kgm ²	Mass kg	Torque T ₂ Nm n ₂ 100 Rpm
PSGS2.0-18	0.129 - 0.051	3.90 x 10 ⁻⁵	0.244	12.28	PSGS2.0-18H	0.129 - 0.051	3.90 x 10 ⁻⁵	0.244	45.04
PSGS2.0-19	0.129 - 0.051	4.53 x 10 ⁻⁵	0.262	12.97	PSGS2.0-19H	0.129 - 0.051	4.53 x 10 ⁻⁵	0.262	47.54
PSGS2.0-20	0.129 - 0.051	5.26 x 10 ⁻⁵	0.281	17.26	PSGS2.0-20H	0.129 - 0.051	5.26 x 10 ⁻⁵	0.281	63.28
PSGS2.0-21	0.129 - 0.051	7.14 x 10 ⁻⁵	0.330	18.12	PSGS2.0-21H	0.129 - 0.051	7.14 x 10 ⁻⁵	0.330	66.44
PSGS2.0-22	0.129 - 0.051	8.12 x 10 ⁻⁵	0.351	18.98	PSGS2.0-22H	0.129 - 0.051	8.12 x 10 ⁻⁵	0.351	69.60
PSGS2.0-23	0.129 - 0.051	9.24 x 10 ⁻⁵	0.373	19.85	PSGS2.0-23H	0.129 - 0.051	9.24 x 10 ⁻⁵	0.373	72.77
PSGS2.0-24	0.129 - 0.051	1.05 x 10 ⁻⁴	0.396	20.71	PSGS2.0-24H	0.129 - 0.051	1.05 x 10 ⁻⁴	0.396	75.93
PSGS2.0-25	0.129 - 0.051	1.20 x 10 ⁻⁴	0.420	21.57	PSGS2.0-25H	0.129 - 0.051	1.20 x 10 ⁻⁴	0.420	79.09
PSGS2.0-26	0.171 - 0.069	1.36 x 10 ⁻⁴	0.445	26.39	PSGS2.0-26H	0.171 - 0.069	1.36 x 10 ⁻⁴	0.445	92.17
PSGS2.0-27	0.171 - 0.069	1.54 x 10 ⁻⁴	0.471	27.41	PSGS2.0-27H	0.171 - 0.069	1.54 x 10 ⁻⁴	0.471	95.71
PSGS2.0-28	0.171 - 0.069	1.75 x 10 ⁻⁴	0.498	28.42	PSGS2.0-28H	0.171 - 0.069	1.75 x 10 ⁻⁴	0.498	99.26
PSGS2.0-29	0.171 - 0.069	2.37 x 10 ⁻⁴	0.612	29.44	PSGS2.0-29H	0.171 - 0.069	2.37 x 10 ⁻⁴	0.612	102.80
PSGS2.0-30	0.171 - 0.069	2.62 x 10 ⁻⁴	0.640	33.50	PSGS2.0-30H	0.171 - 0.069	2.62 x 10 ⁻⁴	0.640	105.67
PSGS2.0-32	0.171 - 0.069	3.20 x 10 ⁻⁴	0.701	35.73	PSGS2.0-32H	0.171 - 0.069	3.20 x 10 ⁻⁴	0.701	112.71
PSGS2.0-35	0.171 - 0.069	4.31 x 10 ⁻⁴	0.799	39.08	PSGS2.0-35H	0.171 - 0.069	4.31 x 10 ⁻⁴	0.799	123.28
PSGS2.0-38	0.171 - 0.069	5.74 x 10 ⁻⁴	0.907	42.43	PSGS2.0-38H	0.171 - 0.069	5.74 x 10 ⁻⁴	0.907	133.85
PSGS2.0-40	0.171 - 0.069	7.67 x 10 ⁻⁴	1.092	57.07	PSGS2.0-40H	0.171 - 0.069	7.67 x 10 ⁻⁴	1.092	156.72
PSGS2.0-42	0.173 - 0.067	9.01 x 10 ⁻⁴	1.172	59.93	PSGS2.0-42H	0.173 - 0.067	9.01 x 10 ⁻⁴	1.172	164.56
PSGS2.0-45	0.173 - 0.067	1.14 x 10 ⁻³	1.300	64.21	PSGS2.0-45H	0.173 - 0.067	1.14 x 10 ⁻³	1.300	176.31
PSGS2.0-48	0.173 - 0.067	1.44 x 10 ⁻³	1.437	68.49	PSGS2.0-48H	0.173 - 0.067	1.44 x 10 ⁻³	1.437	188.06
PSGS2.0-50	0.173 - 0.067	1.80 x 10 ⁻³	1.646	84.59	PSGS2.0-50H	0.173 - 0.067	1.80 x 10 ⁻³	1.646	212.58
PSGS2.0-52	0.173 - 0.067	2.06 x 10 ⁻³	1.746	87.98	PSGS2.0-52H	0.173 - 0.067	2.06 x 10 ⁻³	1.746	221.08
PSGS2.0-55	0.173 - 0.067	2.51 x 10 ⁻³	1.903	93.05	PSGS2.0-55H	0.173 - 0.067	2.51 x 10 ⁻³	1.903	233.84
PSGS2.0-58	0.173 - 0.067	3.04 x 10 ⁻³	2.070	98.13	PSGS2.0-58H	0.173 - 0.067	3.04 x 10 ⁻³	2.070	246.59
PSGS2.0-60	0.173 - 0.067	3.44 x 10 ⁻³	2.186	120.80	PSGS2.0-60H	0.173 - 0.067	3.44 x 10 ⁻³	2.186	265.61
PSGS2.0-62	0.175 - 0.065	3.88 x 10 ⁻³	2.306	124.83	PSGS2.0-62H	0.175 - 0.065	3.88 x 10 ⁻³	2.306	274.46
PSGS2.0-65	0.227 - 0.097	4.64 x 10 ⁻³	2.493	130.87	PSGS2.0-65H	0.227 - 0.097	4.64 x 10 ⁻³	2.493	287.75
PSGS2.0-68	0.227 - 0.097	5.50 x 10 ⁻³	2.689	136.91	PSGS2.0-68H	0.227 - 0.097	5.50 x 10 ⁻³	2.689	301.03
PSGS2.0-70	0.227 - 0.097	6.14 x 10 ⁻³	2.824	140.93	PSGS2.0-70H	0.227 - 0.097	6.14 x 10 ⁻³	2.824	309.88
PSGS2.0-72	0.227 - 0.097	6.84 x 10 ⁻³	2.964	144.96	PSGS2.0-72H	0.227 - 0.097	6.84 x 10 ⁻³	2.964	318.73

PSGS
PSGS-H
2.5m_n

PRECISION GEARS

2.5 Module Splined Steel Spur Gear α 20° PA

Quality Grade 7e25 DIN 3961/3967 (AGMA Q10)



DIN 5480 Spline Bores
DIN 3967 Tooth Thickness tol.

Slide-Fit when used with W external 8f

Part Number		No. of Teeth <i>z</i>	Ref. Dia. <i>d</i>	Tip Dia. <i>da</i>	DIN 5480 Spline Bore	Hub Dia. <i>BD</i>
Standard 817M40T	Case Hardened 805M20					
PSGS2.5-18	PSGS2.5-18H	18	45.0	50.0	N17 x 1.25 x 30 x 12 x 9H	35
PSGS2.5-19	PSGS2.5-19H	19	47.5	52.5	N17 x 1.25 x 30 x 12 x 9H	35
PSGS2.5-20	PSGS2.5-20H	20	50.0	55.0	N17 x 1.25 x 30 x 12 x 9H	35
PSGS2.5-21	PSGS2.5-21H	21	52.5	57.5	N17 x 1.25 x 30 x 12 x 9H	35
PSGS2.5-22	PSGS2.5-22H	22	55.0	60.0	N17 x 1.25 x 30 x 12 x 9H	35
PSGS2.5-23	PSGS2.5-23H	23	57.5	62.5	N25 x 1.25 x 30 x 18 x 9H	45
PSGS2.5-24	PSGS2.5-24H	24	60.0	65.0	N25 x 1.25 x 30 x 18 x 9H	45
PSGS2.5-25	PSGS2.5-25H	25	62.5	67.5	N25 x 1.25 x 30 x 18 x 9H	45
PSGS2.5-26	PSGS2.5-26H	26	65.0	70.0	N25 x 1.25 x 30 x 18 x 9H	45
PSGS2.5-27	PSGS2.5-27H	27	67.5	72.5	N25 x 1.25 x 30 x 18 x 9H	45
PSGS2.5-28	PSGS2.5-28H	28	70.0	75.0	N25 x 1.25 x 30 x 18 x 9H	45
PSGS2.5-29	PSGS2.5-29H	29	72.5	77.5	N35 x 2.00 x 30 x 16 x 9H	55
PSGS2.5-30	PSGS2.5-30H	30	75.0	80.0	N35 x 2.00 x 30 x 16 x 9H	55
PSGS2.5-32	PSGS2.5-32H	32	80.0	85.0	N35 x 2.00 x 30 x 16 x 9H	55
PSGS2.5-35	PSGS2.5-35H	35	87.5	92.5	N35 x 2.00 x 30 x 16 x 9H	55
PSGS2.5-38	PSGS2.5-38H	38	95.0	100.0	N40 x 2.00 x 30 x 18 x 9H	70
PSGS2.5-40	PSGS2.5-40H	40	100.0	105.0	N40 x 2.00 x 30 x 18 x 9H	70
PSGS2.5-42	PSGS2.5-42H	42	105.0	110.0	N40 x 2.00 x 30 x 18 x 9H	70
PSGS2.5-45	PSGS2.5-45H	45	112.5	117.5	N40 x 2.00 x 30 x 18 x 9H	70
PSGS2.5-48	PSGS2.5-48H	48	120.0	125.0	N40 x 2.00 x 30 x 18 x 9H	70
PSGS2.5-50	PSGS2.5-50H	50	125.0	130.0	N40 x 2.00 x 30 x 18 x 9H	70
PSGS2.5-52	PSGS2.5-52H	52	130.0	135.0	N40 x 2.00 x 30 x 18 x 9H	70
PSGS2.5-55	PSGS2.5-55H	55	137.5	142.5	N40 x 2.00 x 30 x 18 x 9H	70
PSGS2.5-58	PSGS2.5-58H	58	145.0	150.0	N40 x 2.00 x 30 x 18 x 9H	70

Other spline bore sizes available on request.

PSGS
PSGS-H
2.5m_n

PRECISION GEARS

2.5 Module Splined Steel Spur Gear α 20° PA

Quality Grade 7e25 DIN 3961/3967 (AGMA Q10)

Standard Part **PSGS** **2.5** **50**

Modified Part **PSGS** **2.5** **50** **H** **T**

PSGS - Precision Splined Spur Gear
Quality Grade 7e DIN 3961/3967
Other Quality Grades available.
See Technical

m_n Module - Cut with DIN 867 1.25/0.20/1.0
Ref. Tooth Profile Topping WD = 2.25 x m_n

T = 1 x Tapped hole **2T** = 2 x Tapped holes
P = 1 x Pin Hole **PT** = 1 x Pin Hole through
All threads metric as standard.
See Technical

Standard Material = 817M40T
H = 805M20 # Case Hardened

Number of Teeth **z**

Quality Grades and Tolerances stated prior to heat treatment processes.
η Meshing Efficiency approx. 98%


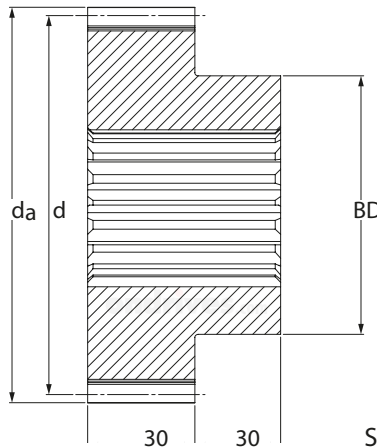
Part Number Standard 817M40T	Backlash (mm) j _{t,e} (max) j _{t,i} (min)	Inertia kgm ²	Mass kg	Torque T ₂ Nm n ₂ 100 Rpm	Part Number Case Hardened 805M20#	Backlash (mm) j _{t,e} (max) j _{t,i} (min)	Inertia kgm ²	Mass kg	Torque T ₂ Nm n ₂ 100 Rpm
PSGS2.5-18	0.129 - 0.051	1.09 x 10 ⁻⁴	0.437	22.94	PSGS2.5-18H	0.129 - 0.051	1.09 x 10 ⁻⁴	0.437	84.12
PSGS2.5-19	0.129 - 0.051	1.29 x 10 ⁻⁴	0.472	24.22	PSGS2.5-19H	0.129 - 0.051	1.29 x 10 ⁻⁴	0.472	88.80
PSGS2.5-20	0.129 - 0.051	1.51 x 10 ⁻⁴	0.509	32.23	PSGS2.5-20H	0.129 - 0.051	1.51 x 10 ⁻⁴	0.509	118.19
PSGS2.5-21	0.171 - 0.069	1.77 x 10 ⁻⁴	0.548	33.85	PSGS2.5-21H	0.171 - 0.069	1.77 x 10 ⁻⁴	0.548	124.10
PSGS2.5-22	0.171 - 0.069	2.07 x 10 ⁻⁴	0.589	35.46	PSGS2.5-22H	0.171 - 0.069	2.07 x 10 ⁻⁴	0.589	130.01
PSGS2.5-23	0.171 - 0.069	2.90 x 10 ⁻⁴	0.737	37.07	PSGS2.5-23H	0.171 - 0.069	2.90 x 10 ⁻⁴	0.737	135.92
PSGS2.5-24	0.171 - 0.069	3.29 x 10 ⁻⁴	0.781	38.68	PSGS2.5-24H	0.171 - 0.069	3.29 x 10 ⁻⁴	0.781	141.83
PSGS2.5-25	0.171 - 0.069	3.73 x 10 ⁻⁴	0.828	40.29	PSGS2.5-25H	0.171 - 0.069	3.73 x 10 ⁻⁴	0.828	147.74
PSGS2.5-26	0.171 - 0.069	4.23 x 10 ⁻⁴	0.877	49.30	PSGS2.5-26H	0.171 - 0.069	4.23 x 10 ⁻⁴	0.877	180.01
PSGS2.5-27	0.171 - 0.069	4.78 x 10 ⁻⁴	0.927	51.20	PSGS2.5-27H	0.171 - 0.069	4.78 x 10 ⁻⁴	0.927	186.94
PSGS2.5-28	0.171 - 0.069	5.40 x 10 ⁻⁴	0.980	53.09	PSGS2.5-28H	0.171 - 0.069	5.40 x 10 ⁻⁴	0.980	193.86
PSGS2.5-29	0.171 - 0.069	7.05 x 10 ⁻⁴	1.168	54.99	PSGS2.5-29H	0.171 - 0.069	7.05 x 10 ⁻⁴	1.168	200.78
PSGS2.5-30	0.171 - 0.069	7.82 x 10 ⁻⁴	1.224	62.57	PSGS2.5-30H	0.171 - 0.069	7.82 x 10 ⁻⁴	1.224	206.38
PSGS2.5-32	0.171 - 0.069	9.60 x 10 ⁻⁴	1.342	66.74	PSGS2.5-32H	0.171 - 0.069	9.60 x 10 ⁻⁴	1.342	220.14
PSGS2.5-35	0.173 - 0.067	1.30 x 10 ⁻³	1.535	73.00	PSGS2.5-35H	0.173 - 0.067	1.30 x 10 ⁻³	1.535	240.78
PSGS2.5-38	0.173 - 0.067	2.02 x 10 ⁻³	2.010	79.26	PSGS2.5-38H	0.173 - 0.067	2.02 x 10 ⁻³	2.010	261.42
PSGS2.5-40	0.173 - 0.067	2.37 x 10 ⁻³	2.159	106.60	PSGS2.5-40H	0.173 - 0.067	2.37 x 10 ⁻³	2.159	306.09
PSGS2.5-42	0.173 - 0.067	2.78 x 10 ⁻³	2.316	111.93	PSGS2.5-42H	0.173 - 0.067	2.78 x 10 ⁻³	2.316	321.40
PSGS2.5-45	0.173 - 0.067	3.52 x 10 ⁻³	2.566	119.93	PSGS2.5-45H	0.173 - 0.067	3.52 x 10 ⁻³	2.566	344.36
PSGS2.5-48	0.173 - 0.067	4.42 x 10 ⁻³	2.833	127.92	PSGS2.5-48H	0.173 - 0.067	4.42 x 10 ⁻³	2.833	367.31
PSGS2.5-50	0.175 - 0.065	5.12 x 10 ⁻³	3.021	158.01	PSGS2.5-50H	0.175 - 0.065	5.12 x 10 ⁻³	3.021	415.19
PSGS2.5-52	0.227 - 0.097	5.92 x 10 ⁻³	3.217	164.33	PSGS2.5-52H	0.227 - 0.097	5.92 x 10 ⁻³	3.217	431.80
PSGS2.5-55	0.227 - 0.097	7.29 x 10 ⁻³	3.524	173.81	PSGS2.5-55H	0.227 - 0.097	7.29 x 10 ⁻³	3.524	456.71
PSGS2.5-58	0.227 - 0.097	8.90 x 10 ⁻³	3.850	183.29	PSGS2.5-58H	0.227 - 0.097	8.90 x 10 ⁻³	3.850	481.62

PSGS
PSGS-H
3.0m_n

PRECISION GEARS

3.0 Module Splined Steel Spur Gear α 20° PA

Quality Grade 7e25 DIN 3961/3967 (AGMA Q10)



DIN 5480 Spline Bores
DIN 3967 Tooth Thickness tol.

Slide-Fit when used with W external 8f

Part Number		No. of Teeth <i>z</i>	Ref. Dia. <i>d</i>	Tip Dia. <i>da</i>	DIN 5480 Spline Bore	Hub Dia. <i>BD</i>
Standard 817M40T	Case Hardened 805M20					
PSGS3.0-18	PSGS3.0-18H	18	54	60	N25 x 1.25 x 30 x 18 x 9H	45
PSGS3.0-19	PSGS3.0-19H	19	57	63	N25 x 1.25 x 30 x 18 x 9H	45
PSGS3.0-20	PSGS3.0-20H	20	60	66	N25 x 1.25 x 30 x 18 x 9H	45
PSGS3.0-21	PSGS3.0-21H	21	63	69	N32 x 2.00 x 30 x 14 x 9H	55
PSGS3.0-22	PSGS3.0-22H	22	66	72	N32 x 2.00 x 30 x 14 x 9H	55
PSGS3.0-23	PSGS3.0-23H	23	69	75	N32 x 2.00 x 30 x 14 x 9H	55
PSGS3.0-24	PSGS3.0-24H	24	72	78	N32 x 2.00 x 30 x 14 x 9H	55
PSGS3.0-25	PSGS3.0-25H	25	75	81	N32 x 2.00 x 30 x 14 x 9H	55
PSGS3.0-26	PSGS3.0-26H	26	78	84	N32 x 2.00 x 30 x 14 x 9H	55
PSGS3.0-27	PSGS3.0-27H	27	81	87	N32 x 2.00 x 30 x 14 x 9H	55
PSGS3.0-28	PSGS3.0-28H	28	84	90	N32 x 2.00 x 30 x 14 x 9H	55
PSGS3.0-29	PSGS3.0-29H	29	87	93	N40 x 2.00 x 30 x 18 x 9H	70
PSGS3.0-30	PSGS3.0-30H	30	90	96	N40 x 2.00 x 30 x 18 x 9H	70
PSGS3.0-32	PSGS3.0-32H	32	96	102	N40 x 2.00 x 30 x 18 x 9H	70
PSGS3.0-35	PSGS3.0-35H	35	105	111	N40 x 2.00 x 30 x 18 x 9H	70
PSGS3.0-38	PSGS3.0-38H	38	114	120	N40 x 2.00 x 30 x 18 x 9H	70
PSGS3.0-40	PSGS3.0-40H	40	120	126	N40 x 2.00 x 30 x 18 x 9H	70
PSGS3.0-42	PSGS3.0-42H	42	126	132	N40 x 2.00 x 30 x 18 x 9H	80
PSGS3.0-45	PSGS3.0-45H	45	135	141	N40 x 2.00 x 30 x 18 x 9H	80
PSGS3.0-48	PSGS3.0-48H	48	144	150	N40 x 2.00 x 30 x 18 x 9H	80

Other spline bore sizes available on request.

PSGS
PSGS-H
3.0m_n

PRECISION GEARS

3.0 Module Splined Steel Spur Gear α 20° PA

Quality Grade 7e25 DIN 3961/3967 (AGMA Q10)

Standard Part **PSGS** **3.0** **40**

Modified Part **PSGS** **3.0** **40** **H** **T**

PSGS - Precision Splined Spur Gear
Quality Grade 7e DIN 3961/3967
Other Quality Grades available.
See Technical

m_n Module - Cut with DIN 867 1.25/0.20/1.0
Ref. Tooth Profile Topping WD = 2.25 x m_n

T = 1 x Tapped hole **2T** = 2 x Tapped holes
P = 1 x Pin Hole **PT** = 1 x Pin Hole through
All threads metric as standard.
See Technical

Standard Material = 817M40T
H = 805M20 # Case Hardened

Number of Teeth **z**

Quality Grades and Tolerances stated prior to heat treatment processes.
η Meshing Efficiency approx. 98%

Part Number Standard 817M40T	Backlash (mm) j _{t,e} (max) j _{t,i} (min)	Inertia kgm ²	Mass kg	Torque T ₂ Nm n ₂ 100 Rpm	Part Number Case Hardened 805M20#	Backlash (mm) j _{t,e} (max) j _{t,i} (min)	Inertia kgm ²	Mass kg	Torque T ₂ Nm n ₂ 100 Rpm
PSGS3.0-18	0.171 - 0.069	2.97 x 10 ⁻⁴	0.835	38.23	PSGS3.0-18H	0.171 - 0.069	2.97 x 10 ⁻⁴	0.835	140.16
PSGS3.0-19	0.171 - 0.069	3.45 x 10 ⁻⁴	0.896	40.35	PSGS3.0-19H	0.171 - 0.069	3.45 x 10 ⁻⁴	0.896	147.95
PSGS3.0-20	0.171 - 0.069	4.00 x 10 ⁻⁴	0.960	53.71	PSGS3.0-20H	0.171 - 0.069	4.00 x 10 ⁻⁴	0.960	196.92
PSGS3.0-21	0.171 - 0.069	5.80 x 10 ⁻⁴	1.190	56.39	PSGS3.0-21H	0.171 - 0.069	5.80 x 10 ⁻⁴	1.190	206.77
PSGS3.0-22	0.171 - 0.069	6.55 x 10 ⁻⁴	1.261	59.08	PSGS3.0-22H	0.171 - 0.069	6.55 x 10 ⁻⁴	1.261	216.61
PSGS3.0-23	0.171 - 0.069	7.40 x 10 ⁻⁴	1.335	61.76	PSGS3.0-23H	0.171 - 0.069	7.40 x 10 ⁻⁴	1.335	226.46
PSGS3.0-24	0.171 - 0.069	8.37 x 10 ⁻⁴	1.412	64.45	PSGS3.0-24H	0.171 - 0.069	8.37 x 10 ⁻⁴	1.412	236.31
PSGS3.0-25	0.171 - 0.069	9.46 x 10 ⁻⁴	1.493	67.13	PSGS3.0-25H	0.171 - 0.069	9.46 x 10 ⁻⁴	1.493	246.15
PSGS3.0-26	0.171 - 0.069	1.07 x 10 ⁻³	1.577	82.14	PSGS3.0-26H	0.171 - 0.069	1.07 x 10 ⁻³	1.577	301.17
PSGS3.0-27	0.173 - 0.067	1.21 x 10 ⁻³	1.664	85.30	PSGS3.0-27H	0.173 - 0.067	1.21 x 10 ⁻³	1.664	312.76
PSGS3.0-28	0.173 - 0.067	1.36 x 10 ⁻³	1.755	88.46	PSGS3.0-28H	0.173 - 0.067	1.36 x 10 ⁻³	1.755	324.34
PSGS3.0-29	0.173 - 0.067	1.88 x 10 ⁻³	2.171	91.62	PSGS3.0-29H	0.173 - 0.067	1.88 x 10 ⁻³	2.171	335.93
PSGS3.0-30	0.173 - 0.067	2.07 x 10 ⁻³	2.268	104.25	PSGS3.0-30H	0.173 - 0.067	2.07 x 10 ⁻³	2.268	356.63
PSGS3.0-32	0.173 - 0.067	2.51 x 10 ⁻³	2.473	111.20	PSGS3.0-32H	0.173 - 0.067	2.51 x 10 ⁻³	2.473	380.40
PSGS3.0-35	0.173 - 0.067	3.35 x 10 ⁻³	2.805	121.63	PSGS3.0-35H	0.173 - 0.067	3.35 x 10 ⁻³	2.805	416.07
PSGS3.0-38	0.173 - 0.067	4.43 x 10 ⁻³	3.167	132.05	PSGS3.0-38H	0.173 - 0.067	4.43 x 10 ⁻³	3.167	451.73
PSGS3.0-40	0.173 - 0.067	5.32 x 10 ⁻³	3.425	177.62	PSGS3.0-40H	0.173 - 0.067	5.32 x 10 ⁻³	3.425	528.93
PSGS3.0-42	0.227 - 0.097	6.73 x 10 ⁻³	3.974	186.50	PSGS3.0-42H	0.227 - 0.097	6.73 x 10 ⁻³	3.974	555.38
PSGS3.0-45	0.227 - 0.097	8.57 x 10 ⁻³	4.406	199.82	PSGS3.0-45H	0.227 - 0.097	8.57 x 10 ⁻³	4.406	595.05
PSGS3.0-48	0.227 - 0.097	1.08 x 10 ⁻²	4.868	213.14	PSGS3.0-48H	0.227 - 0.097	1.08 x 10 ⁻²	4.868	634.72